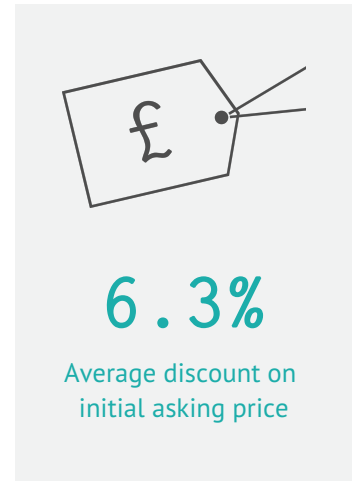
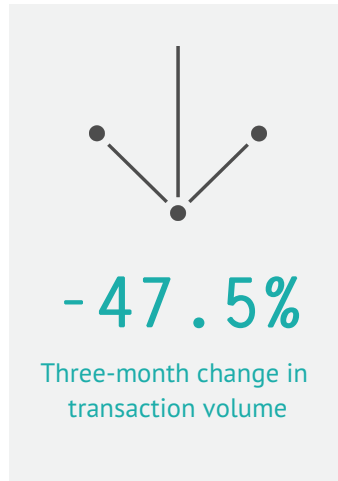
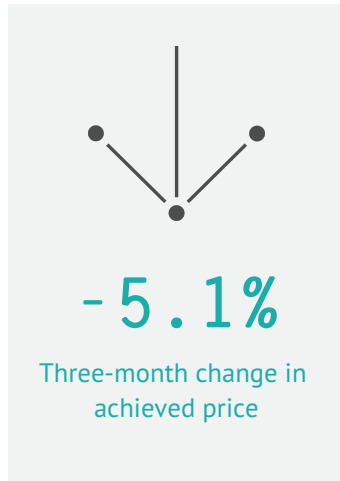


AREA OVERVIEW

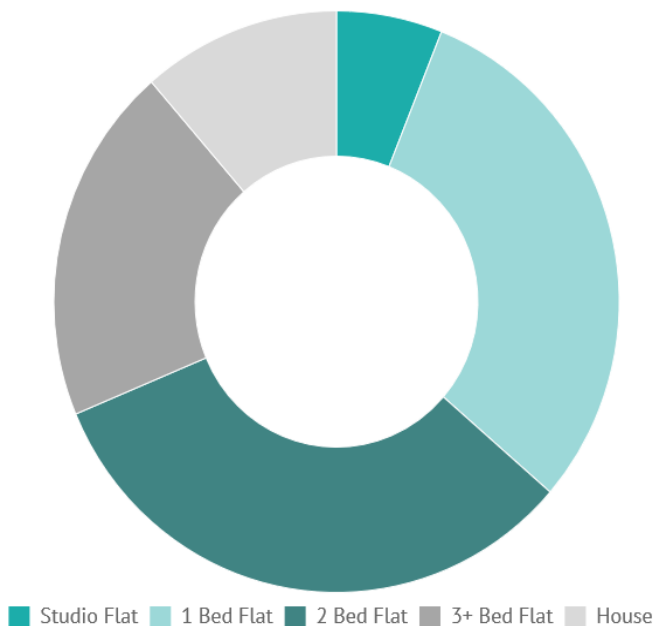
ST JOHN'S WOOD, REGENTS PARK & CAMDEN...

LET: OCT-DEC 2017



Source: LonRes - Oct-Dec 2017

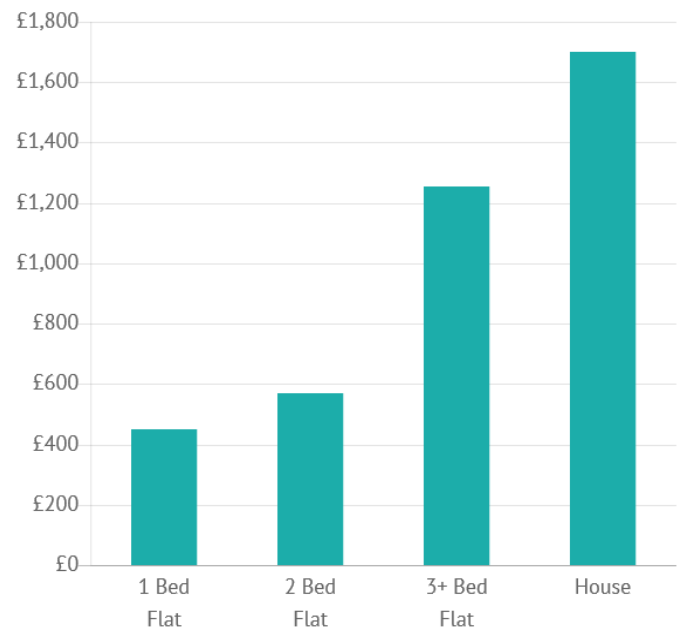
Let Properties by Type



Source: LonRes - Oct-Dec 2017

Achieved Rental Price per Week by Property Type

(Price per week)



Source: LonRes - Oct-Dec 2017

Key Findings

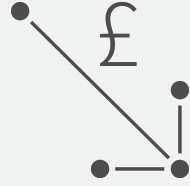
- Rental values averaged £669 per week for flats and £1,702 per week for houses over the last 3 months.
- Properties let over the last 3 months achieved an average of £41.08 per square foot per annum in rent, down from £41.85 at the same time last year, and down from £43.28 6 months ago.
- The number of properties let over the last 3 months was down 11.8% versus the same period last year, but down 47.5% from 3 months ago.
- Achieved rental values fell by 1.9% compared to the same period last year, and fell by 5.1% versus 3 months ago.
- The CPI was 3.1%, and the RPI was 3.9% last month (ONS).

CURRENT AVAILABILITY



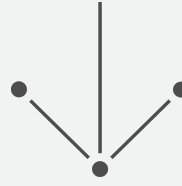
95

Average number of days current inventory has been available



41.9%

of properties available have been reduced in price



-35.4%

Annual change in the number of available properties

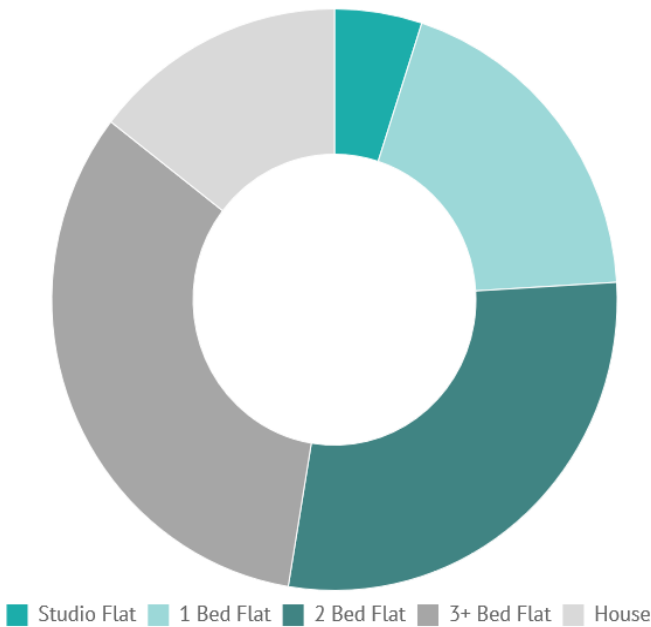


9.0%

Percentage of available properties currently under offer

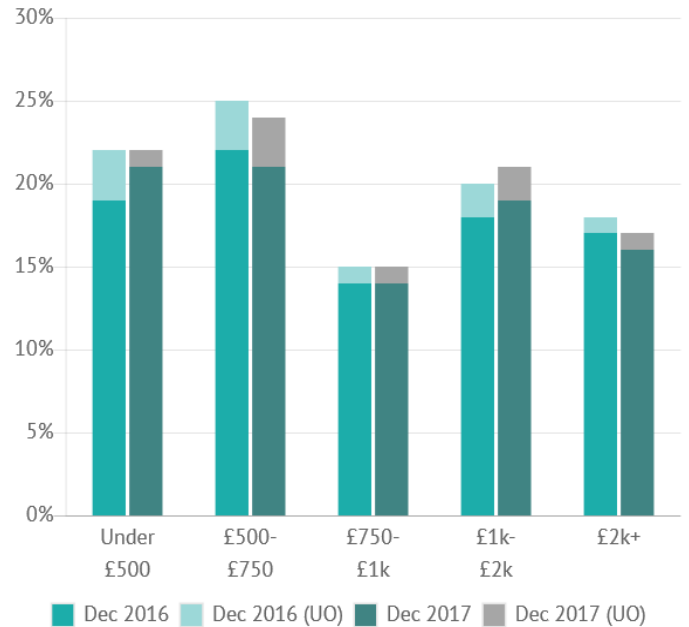
Source: LonRes - As at Jan 4th 2018

Properties On Market by Type



Source: LonRes - As at Jan 4th 2018

Properties on the Market by Price Band



Source: LonRes - As at Jan 4th 2018

Key Findings

- 60.8% of properties have asking prices less than £1,000 per week, down from 61.9% from the previous 3 months and down from 66.8% from the same time last year.
- 18.1% of properties have asking prices of £2,000 or more per week.
- 38.7% of flats and 60.7% of houses currently available have seen a reduction in asking rents since they were first put on the market.

The information and data within this report is provided for information purposes only. If you are reproducing or redistributing LonRes content you must include a source accreditation to LonRes. LonRes information and data may not be used for commercial purposes, including using it as a basis for any other data product or service.

While we make every effort to ensure our information and data is as robust as possible we cannot guarantee its accuracy or completeness. Those looking to place reliance on LonRes content do so at their own risk. LonRes shall not be liable for any loss or damage, direct or indirect, arising from inaccuracy or incompleteness of the data or any decision made in reliance upon the data. None of the information or data within this report is intended to constitute investment advice or a recommendation to make (or refrain from making) any kind of investment decision and may not be relied on as such.

January 4, 2018, the St John's Wood, Regents Park & Camden Q4 2017 Lettings Report catchment includes all properties let within the aforementioned area(s).